

Setting Up Your Account

For all below steps, begin by accessing My Account:

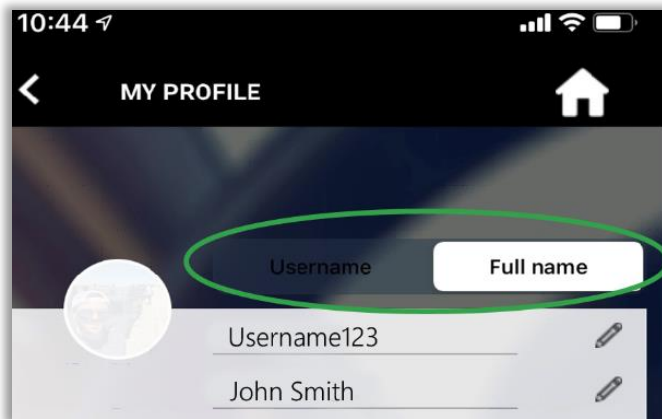
1. From Home Screen, tap the 3 lines in the top right of your screen



2. Tap "My Account"

How to Set Display Name: Full Name or Username

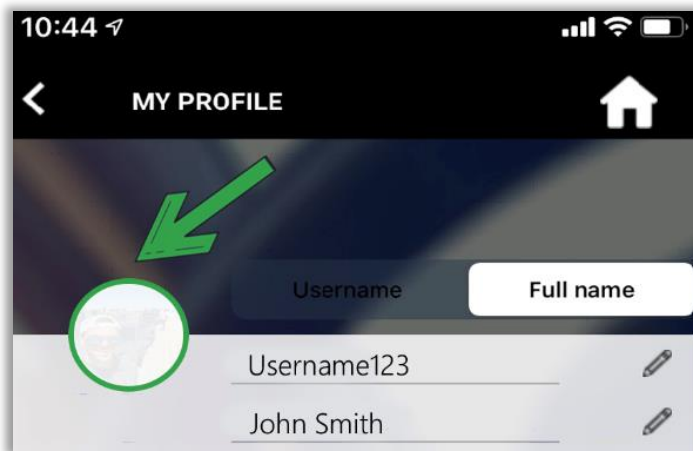
1. Above your username, toggle "Username" and "Full Name"



2. Your highlighted selection will be displayed publicly in the events you create or join
3. Tap "Save Changes"

How to Set or Change Profile Picture

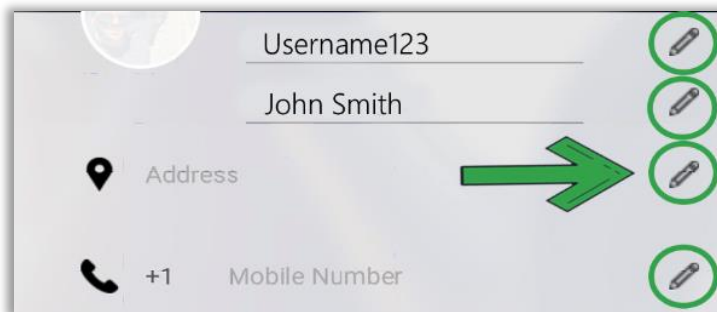
1. Tap round profile picture section to the left on My Account



2. Select your photo origin option – camera gallery, or camera
3. Choose or take your photo
4. Tap “Save Changes”

Change Your Username, Name, Phone Number, Email, or Address

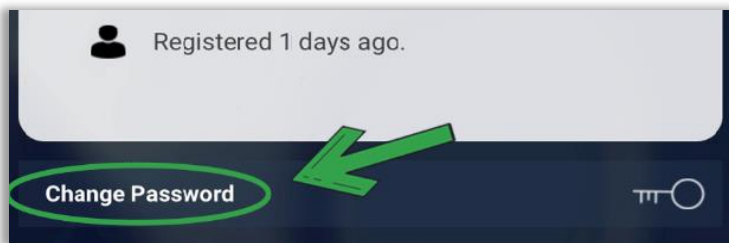
1. Tap the pen next to the desired section



2. Make the corresponding change
3. Tap “Save Changes”

Change Your Password

1. Tap “Change Password”



2. Input your old password
3. Create a new password
4. Confirm new password
5. Tap "Save"

Turn On/Off Speed Display During Navigation or Change Unit of Display

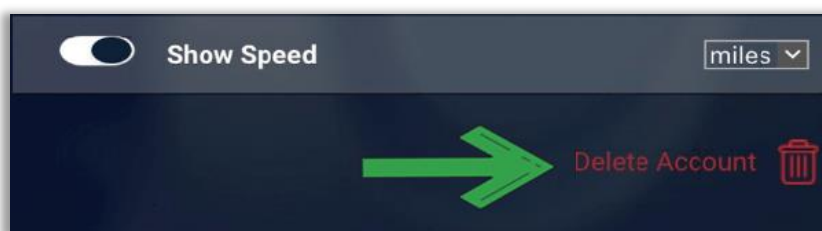
1. Tap "Show Speed" to toggle speed display on or off



2. Tap right-most drop-down to select speed unit to be displayed
3. Tap "Save Changes"

Delete Your Account

1. Tap the red "Delete Account" in the lower right



2. Tap OK to confirm
3. Your account has been deleted. You must now create a new account to join events. Existing events have been wiped; you must start over.

